

GlobalEPD

A VERIFIED ENVIRONMENTAL DECLARATION



Environmental
Product
Declaration

EN ISO 14025:2010

EN 15804:2012+A2:2019/AC:2021

AENOR

PEX-a and PEX-b PIPING SYSTEM with BARBI, EasyPress and Rayper FITTINGS

Date of first issue: 2025-02-28

Expiry date: 2030-02-27


The declared validity is subject to registration and publication on www.aenor.com

Registration code: GlobalEPD EN15804-115

The results of this EPD are an average of the analysed products



INDUSTRIAL BLANSOL, S.A.



The holder of this Declaration is responsible for its content, as well as for keeping the supporting documentation during the period of validity that justifies the included data and statements



Holder of the Declaration

INDUSTRIAL BLANSOL S.A.
Polígono Industrial Ambrosero, parcela 19
39791 Bárcena de Cicero
CANTABRIA (Spain)

Tel. (+34) 94 220 52 00
Mail contact@barbi.es
Web www.blansol.es



LCA Study

IK INGENIERÍA
Avenida cervantes, 51 – edificio 10 – 5º
dpto 7
48970 Basauri (Bizkaia)

Tel. (+34) 94 418 17 46
Mail ik@ik-ingenieria.com
Web www.ik-ingenieria.com/es/



GlobalEPD Programme Operator

AENOR CONFÍA, S.A.U
C/ Génova 6
28004 – Madrid
Spain

Tel. (+34) 902 102 201
Mail aenordap@aenor.com
Web www.aenor.com

AENOR is a founding member of ECO Platform, the European Association of Environmental Product Declaration Verification Programmes

The European Standard EN 15804:2012+A2:2019/AC:2021 is the basis for PCRs

Independent verification of the declaration and data in accordance with
EN ISO 14025:2010 Standard

☐ Internal ☒ External

Verification Body

AENOR

Certification Organization accredited by ENAC with accreditation Nº 1/C-PR468

1. General Information

1.1 The organisation

INDUSTRIAL BLANSOL, S.A. is a leading company in Europe specialized in the manufacture of cross-linked polyethylene (PEX) and multilayer pipe systems. The company is one of the only European manufacturers who offers complete systems as Blansol does not only produce the pipes but also a variety of fitting systems for sanitary applications. The main advantage of Blansol for their clients is the guarantee of a complete system, pipes and fittings that the company produces at their production plants of Bárcena de Cicero (Cantabria) and Palau de Plegamans (Barcelona), factories which are equipped with the most modern technology and are totally automatized.

The Company combines innovation and business tradition, maintaining a close relationship with its customers, many of whom have relied on its products for decades. BLANSOL operates under well-known brands such as Barbi, EasyPress, IxPress2, MultiPEX and Rayper, and exports to more than 30 countries, including France, Germany, Italy, United Kingdom, Mexico, Brazil, India...

BLANSOL is the local manufacturer of reference, as it produces all the pipes and fittings in its factories located in Cantabria and Barcelona (Spain). Always focusing on the circular economy, we look for raw material suppliers nearby.

Committed to sustainability and quality, BLANSOL has ISO 9001:2015 and ISO 14001:2015 certifications issued by AENOR, guaranteeing efficient processes and long-lasting investment in advanced machinery and the development of unique systems, adapting to the demands of the global market.

The quality of BLANSOL's products and services is certified in several countries, which have distinguished the company's excellence with their certifications: AENOR (Spain), QB (France), WRAS (UK).

1.2. Scope of the Declaration

This Environmental Product Declaration describes environmental information relating to the life cycle from cradle-to-gate production, including end-of-life options and benefits beyond the system, i.e. A1, A2, A3, C1, C2, C3, C4 and D. The analysis addresses the cross-linked and multilayer polyethylene piping systems produced by BLANSOL. This EPD covers the main PEX-a and PEX-b pipe systems for sanitary applications.

1.3. Life cycle and compliance

This EPD has been developed and verified in accordance with UNE-EN ISO 14025:2006 and UNE-EN 15804:2012+ A2:2019/AC:2021 and the following Category Rule:

INFORMATION ABOUT THE RULES OF PRODUCT CATEGORY	
Descriptive Title	Sustainability in construction. Environmental Product Declarations. Basic product category rules for construction products
Registration code and version	UNE-EN 15804:2012+ A2:2019/AC:2021
Date of issue	2021
Compliance	UNE-EN 15804:2012+ A2:2019/AC:2021
Programme Manager	AENOR

This Environmental Statement includes the following life cycle stages:

Limits of the system. Information modules considered

Product stage	A1	Supply of raw materials	X
	A2	Transport to the factory	X
	A3	Manufacturing	X
Construction	A4	Transport to construction	MNE
	A5	Installation / construction	MNE
Stage of use	B1	Use	MNE
	B2	Maintenance	MNE
	B3	Repair	MNE
	B4	Replacement	MNE
	B5	Rehabilitation	MNE
	B6	In-service energy use	MNE
	B7	In-service water use	MNE
End of life	C1	Deconstruction / demolition	X
	C2	Transport	X
	C3	Waste treatment	X
	C4	Elimination	X
	D	Potential for reuse, recovery and/or recycling	X
X = Module included in the LCA; NR = Not relevant Module; MNE = Module not evaluated			

This EPD may not be comparable with those ones developed in other Programmes or according to different reference documents, in particular it may not be comparable with EPDs not developed according to UNE-EN 15804:2012+A2:2019/AC:2021.

In addition to this, these EPDs may not be comparable if the origin of the data is different (e.g. databases), nor all relevant information modules are included or they are not based on the same scenarios.

The comparison of construction products must be made on the same function, applying the same functional unit and at the level of the building (for architectural or engineering work), i.e. including the behaviour of the product throughout its life cycle, as well as the specifications of section 6.7.2 of UNE-EN ISO 14025.

2. The Product

2.1. Product Identification

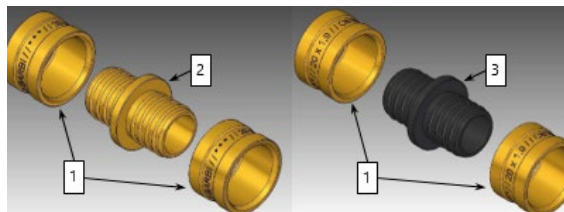
This EPD covers the main cross-linked polyethylene pipe systems PEX-a and PEX-b together with the necessary fittings. These systems are used in domestic hot water (DHW), plumbing and heating installations.

The system is composed by the following components:

- PEX-a pipes: Single-layer polyethylene pipes cross-linked by the peroxide method using high-power infrared radiation ovens.
- PEX-b pipes: Single-layer polyethylene pipes cross-linked by the silane method.




- BARBI sliding ring Fittings: BARBI fittings for plumbing and heating installations, designed to be joined to cross-linked PEX-a/PEX-b polyethylene pipes, using the sliding sleeve jointing technique. They are composed by:
 1. Brass body (CW617N)
 2. Brass cushioning (CW617N)
 3. PPSU body




- EASYPRESS Press-fitting: Press-fitting for plumbing and heating installations, available in brass and PPSU, designed to be joined with cross-linked PEX-a/PEX-b polyethylene pipes, using the compression fitting technique. They are composed by:

1. Brass body (CW617N)
2. Insulating ring
3. Stainless steel bushing (AISI 304)
4. PPSU body



- RAYPER Expansion Ring Fittings: Connection system for plumbing and heating installations based on expansion ring technology. They are composed by:
 1. Body made of polymeric material
 2. Brass body (CW617N)
 3. PPSU body



UN CPC Code: 36320 - Pipes and pipe fittings, made of plastic

2.2. Product Performance

The manufacturer declares the following information on the technical specifications of the product:

System performance

Feature	Value	Units
Linear Dilatation	1.4×10^{-4}	K ⁻¹
Thermal Conductivity	0.38	W/mK
Maximum Working Temperature	95	°C
Maximum Point Temperature	110	°C
Maximum Working Pressure at 20°C	15	bar
Maximum Working Pressure at 95°C	6	bar
Roughness	0.007	mm
Density	0.945	g/cm ²
PEX-a Cross-Linking Degree	>70	%
PEX-b Cross-Linking Degree	>65	%

Both the materials used and the pipes and fittings manufactured comply with the specifications of the applicable standards:

- EN-ISO 15875-2: Plastics piping systems for hot and cold water installations - Crosslinked polyethylene (PE-X) - Part 2: Pipes
- RP 01.03: Particular Regulations of the AENOR N Mark for cross-linked polyethylene (PE-X) piping systems for hot and cold water installations.
- EN-ISO 10147: Pipes and fittings made of crosslinked polyethylene (PE-X) - Estimation of the degree of crosslinking by determination of the gel content.
- EN-ISO 1167: Thermoplastics pipes, fittings and assemblies for the conveyance of fluids. Determination of the resistance to internal pressure.
- EN-ISO 2505: Thermoplastics pipes - Longitudinal reversion - Test method and parameters.
- EN-ISO 19892: Plastics piping systems - Thermoplastics pipes and fittings for hot and cold water - Test method for the resistance of joints to pressure cycling.
- EN-ISO 19893: Plastics piping systems - Thermoplastics pipes and fittings for hot and cold water - Test method for the resistance of mounted assemblies to temperature cycling.
- EN-ISO 3503: Plastics piping systems - Mechanical joints between fittings and pressure pipes - Test method for leaktightness under internal pressure of assemblies subjected to bending.
- EN-ISO 13056: Plastics piping systems - Pressure systems for hot and cold water - Test method for leaktightness under vacuum.
- EN-ISO 3501: Plastics piping systems - Mechanical joints between fittings and pressure pipes - Test method for resistance to pull-out under constant longitudinal force.

2.3. Product Composition

The declared composition by the manufacturer is as follows per kg of pipe or fitting:

PEX-a pipe Composition

Substance/ Component	Content	Units
PE	99	%
Additives	1	%
Packaging Materials	Weight, kg	Weight, % (1 kg of product)
Plastic	5.41E-03	0.54
Cardboard / Paper	2.54E-02	2.54
Wood	7.75E-02	7.75

PEX-b pipe Composition

Substance/ Component	Content	Units
PE	98	%
Additives	2	%
Packaging Materials	Weight, kg	Weight, % (1 kg of product)
Plastic	5.74E-03	0.57
Cardboard / Paper	2.70E-02	2.70
Wood	8.22E-02	8.22

BARBI Fittings Composition

Substance/ Component	Content	Units
Brass	99	%
PPSU	1	%
Packaging Materials	Weight, kg	Weight, % (1 kg of product)
Plastic	7.93E-03	0.79
Cardboard / Paper	3.58E-02	3.58
Wood	9.82E-02	9.82

EasyPress Fitting Composition

Substance/ Component	Content	Units
Brass	55	%
PPSU	7	%
Stainless steel	34	%
PPH	3	%
Ad Additives	1	%
Packaging Materials	Weight, kg	Weight, % (1 kg of product)
Plastic	7.59E-03	0.76
Cardboard / Paper	3.43E-02	3.43
Madera	9.40E-02	9.40

RAYPER Fittings Composition

Substance/ Component	Content	Units
Brass	75%	%
PPSU	8%	%
PE	17%	%
Additives	0.3%	%
Packaging Materials	Weight, kg	Weight, % (1 kg of product)
Plastic	9.25E-03	0.93
Cardboard / Paper	4.18E-02	4.18
Wood	1.15E-01	11.46

None of the components of the final product are included in the Candidate List of Substances of Very High Concern (SVHC) for authorisation or subject to other regulations.

3. Information about LCA

3.1. Life Cycle Analysis

This EPD is based on a “cradle to gate + C1-C4 and D” Life Cycle Assessment carried out according to the recommendations and requirements of the international standards ISO 14040:2006 and ISO 14044:2006 and the European Standard EN 15804:2012+A2:2019/AC:2021.

The Life Cycle Assessment Report for this EPD was carried out by IK Ingeniería in 2024.

This EPD covers the “cradle to gate + C1-C4 and D” Life Cycle stages:

- A1, extraction and processing of the used raw materials
- A2, transport of raw materials to the factory.
- A3, production of the pipe system
- C1, demolition of the structure at the end of its life.
- C2, Transport to manager of the structure at end of life
- C2, Transport of the steel structure to its end of life.
- C3, waste treatment and recycling.
- C4, final disposal.
- D, environmental benefits and burdens from feedstock recycling beyond the system boundary

3.2. Declared Unit

According to the guidelines set by the standard, this declaration refers to the production of 1 kg of pipe system. This 1 kg of system is composed by, 0,87 kg of pipe, 0,03 kg of Barbi fittings, 0,02 kg of EasyPress fittings and 0,09 kg of Rayper fittings.

3.3. Reference Service Life (RSL)

Reference Service Life (RSL) of the analysed system is not specified as it is a cradle-to-gate WTP with options.

3.4. Allocation Criteria

Where necessary, an allocation of system inputs and outputs based on physical properties (mass) has been applied. It has not been necessary to apply economic allocation criteria. The gross weight/volume of all materials used in the production process of the analysed system has been included.

3.5. Representativeness, Quality and Data Selection

To model the pipe manufacturing process, the production data from the facilities of Industrial Blansol, S.A. located in Ambrosero (Cantabria) and Palau (Barcelona) were used. Detailed data was collected from these factories relating to: the consumption of raw materials (cross-linked polyethylene, aluminium, adhesives...) and energy; the emissions generated during the production process; and the quantity and type of generated waste, including its management and recovery, in accordance with the applicable regulations.

All the data referring to the consumption of the internal processes of the project come from company measurements, and they are representative of a normal and current operation of the studied service. All inputs and outputs of the system have been allocated per kg of produced product.

The collection of factory data corresponds to the period 01/01/2023 until 31/12/2023. The electricity mix corresponds to the year 2023. In this study, no data sets older than 10 years have been used. In addition to this, Ecoinvent 3.10 has been used, which is the most comprehensive and highest quality European life cycle inventory database, as it contains the most extensive information. Its scope coincides with the geographical, technological and temporal scope of this project. The LCA has been modelled with Simapro 9.6.0.1 using the method defined by “EN 15804 + A2 LCIA & LCI indicators”. The impacts of energy resources were analysed using the “Cumulative Energy Demand (CED)” methodology, the “Environmental Design of Industrial Products (EDIP)” methodology was used to analyse the impacts of waste and water consumptions obtained using the “Recipe Midpoint” methodology. The characterisation factors correspond to those established in the EN15804: 2012 + A2:2019/AC:2021 and EF 3.1 standards.

- Time coverage: The data collection was carried out during the period 01/01/2023 to 31/12/2023. The generic data used are current and have been obtained from the Ecoinvent 3.10 databases, which are less than 10 years old (www.ecoinvent.org).

- Geographical coverage: The used data are representative of the region where the analysed service is carried out. Data collection has been carried out for each of the considered production plants. The data set was analysed to ensure that it was representative of the process or used material. Regarding the transport, the Ecoinvent 3.10 database was used, which has global standard emissions.
- The data for electricity generation were obtained from the electricity mix of the retailer published by the national commission for markets and competition (<https://gdo.cnmc.es/CNE/resumenGdo.do?anio=2023>) and they represent the energy consumption profile of that retailer.
- Technology coverage: It reflects the physical reality of the declared product o group of products. Data for all life cycle stages are characteristic for these products. The generic data were obtained from the Ecoinvent 3.10 database and it represents technological processes similar to those used for fuel productions, feedstock and auxiliary input production and transport.

The data quality assessment has been performed according to EN15804: 2012 + A2:2019/AC:2021, Table E.1: Data quality level and criterion of the UN global environmental guidelines on the development of LCI databases. The quality of the data is as follows.

- Module A1: Raw material extraction, it is very good.
- Module A2: Transport is good.
- Module A3: Manufacturing is very good.
- Modules C1 to C4: end of life, good
- Module D: it is good.

3.6. Other calculation rules and hypothesis

This EPD expresses the average performance of the described systems in section 2.1. For the calculation of the average performance, the arithmetic average of the analysed systems has been used. The variability of the results of the 2 analysed systems in the impact category GWP-total-IPCC in modules A1-A3 is 15%.

3.7. Cut-off criteria

ISO 14025 and EN 15804:2012 + A2 indicate that life cycle inventory data should include a minimum of 95% of the total inputs (material and energy). In this study, the cut-off criterion has been applied to auxiliary lubricants in the production process.

4. System Limits, scenarios and additional technical information.

4.1. Previous production processes (upstream) and production of product (A1-A3)

The manufacturing process of PEX-a pipes starts with the extrusion of polyethylene resin and additives, then the cross-linking process takes place in the ultraviolet ovens. The pipes are then rolled, cut and packed for subsequent shipment to the warehouse. The final products are delivered to the warehouse from each production area.

The manufacturing process of PEX-b pipes starts with the extrusion of polyethylene resin and additives. Subsequently, the pipe is rolled and fed into the cross-linking process. The pipes are then rolled, cut and packed for subsequent shipment to the warehouse. The final products are delivered to the warehouse from each production area.

4.2. Construction process

Not evaluated module (NEM).

4.3. Linked use to the building structure

Not evaluated module (NEM).

4.4. Linked use to the operation of the building.

Not evaluated module (NEM).

4.5. End of life stage

In the end-of-life stage, modules C1, C2, C3 and C4 have been considered. The included scenarios are currently in use and are representative of one of the most likely alternatives. The established scenarios for this module are as follows:

- Dismantling / demolition (C1 module): Not considered relevant as it is a structural product.
- Transport (C2 module): With a collection rate of 100%, transports are carried out by lorry (EURO 5) over 50 km.
- Waste processing and disposal (C3 and C4 modules). Annex C of the European Commission documents relating to the Environmental Footprint (<https://eplca.jrc.ec.europa.eu/LCDN/developerEF.html>) states that the recycling ratio for water supply pipes is zero, with the exception of copper, which has a ratio of 95%. Therefore, in module C3, only the recycling of brass and stainless Steel is going to be considered, due to its economic value. It is expected to be one of the few materials to be recovered and it is in line with what is established in Annex C of the Environmental Footprint established by the European Commission.

End of life

Parameter	Unit (expressed per functional unit)
Collection process, specified by type	1.00E+00 kg separately collected
	0.00E+00 kg collected with mixed construction waste
Recovery system, specified by type	0.00E+00 kg for reuse
	1.04E-01 kg for recycling
	0.00E+00 kg for energy recovery
Elimination, specified by type	8.96E-01 kg product or material for final disposal
Hypothesis for scenario development (e.g. transport)	Lorry 16-32 metric ton, EURO5 Distance: 50 km

4.6. Benefits and burdens beyond the system

D module contains benefits from the recycling of brass and stainless steel in C3 module. These metals are attributed the avoided production of raw material that would be consumed in the technosphere (raw material). In order to calculate the benefits beyond the system (D module) the formula given in 15804:2012 +A2:2019 / AC:2021 document has been used.

5. LCA and LCI Environmental parameter statements

5.1 Environmental impacts.

The estimated impact results are relative and do not indicate the final value of the impact categories, nor do they refer to threshold values, safety margins or risks.

Parameter	Units	A1-A3	C1	C2	C3	C4	D
GWP-total	kg CO2 eq	4.62E+00	0.00E+00	9.68E-03	2.43E-05	1.05E-01	-5.93E-01
GWP-fossil	kg CO2 eq	4.61E+00	0.00E+00	9.68E-03	2.39E-05	1.05E-01	-5.90E-01
GWP-biogenic	kg CO2 eq	3.75E-03	0.00E+00	1.72E-06	3.46E-07	3.81E-06	-1.66E-03
GWP-luluc	kg CO2 eq	3.28E-03	0.00E+00	3.17E-06	1.45E-08	1.79E-06	-1.08E-03
GWP-total-IPCC	kg CO2 eq	4.62E+00	0.00E+00	9.68E-03	2.43E-05	1.05E-01	-5.93E-01
ODP	kg CFC11 eq	1.22E-07	0.00E+00	1.92E-10	6.70E-13	2.98E-10	-5.51E-09
AP	mol H+ eq	5.34E-02	0.00E+00	3.03E-05	2.43E-07	5.87E-05	-3.96E-02
EP-freshwater	kg P eq	2.65E-04	0.00E+00	7.44E-08	9.04E-10	7.12E-08	-1.77E-04
EP-marine	kg N eq	4.49E-03	0.00E+00	1.01E-05	5.30E-08	3.31E-05	-2.01E-03
EP-terrestrial	mol N eq	5.62E-02	0.00E+00	1.11E-04	6.08E-07	2.65E-04	-2.87E-02
POCP	Kg NMVOC eq	2.49E-02	0.00E+00	4.74E-05	1.88E-07	1.27E-04	-8.09E-03
ADP-minerals& metals ¹	kg Sb eq	5.99E-04	0.00E+00	3.09E-08	1.66E-09	1.93E-08	-5.47E-04
ADP-fossil ¹	MJ	1.01E+02	0.00E+00	1.36E-01	1.29E-03	2.08E-01	-7.43E+00
WDP ¹	m3 worl eq depriv	1.65E+00	0.00E+00	7.57E-04	1.47E-04	-1.71E-01	-6.85E-01

GWP - total: Global warming potential; **GWP - fossil:** Global warming potential of fossil fuels; **GWP - biogenic:** Biogenic global warming potential; **GWP - luluc:** Global warming potential from land use and land change of use; **ODP:** Stratospheric ozone depletion potential; **AP:** Acidification potential, cumulative surplus; **EP-freshwater:** Eutrophication potential, fraction of nutrients that reach the final compartment of fresh water; **EP-marine:** Eutrophication potential, fraction of nutrients that reach the final compartment of marine water; **EP-terrestrial:** Eutrophication potential, cumulative surplus; **POCP:** Photochemical ozone creation potential; **ADP-minerals&metals:** Abiotic depletion potential for minerals and metals; **ADP-fossil:** Abiotic depletion potential for fossil resources; **WDP:** Water deprivation potential (user), consumption of pondered privation of water. **NR:** Not relevant.

Warning 1: The results of this environmental impact indicator should be used with caution, as the uncertainties of the results are high and experience with this parameter is limited

5.2 Use of resources

Parameter	Units	A1-A3	C1	C2	C3	C4	D
PERE	MJ	3.36E+00	0.00E+00	2.30E-03	1.28E-03	1.46E+00	-1.92E+00
PERM	MJ	1.45E+00	0.00E+00	0.00E+00	0.00E+00	-1.45E+00	0.00E+00
PERT	MJ	4.81E+00	0.00E+00	2.30E-03	1.28E-03	5.80E-03	-1.92E+00
PENRE	MJ	6.25E+01	0.00E+00	1.36E-01	1.29E-03	3.85E+01	-7.43E+00
PENRM	MJ	3.82E+01	0.00E+00	0.00E+00	0.00E+00	-3.82E+01	0.00E+00
PENRT	MJ	1.01E+02	0.00E+00	1.36E-01	1.29E-03	2.08E-01	-7.43E+00
SM	kg	3.04E-02	0.00E+00	0.00E+00	0.00E+00	0.00E+00	0.00E+00
RSF	MJ	0.00E+00	0.00E+00	0.00E+00	0.00E+00	0.00E+00	0.00E+00
NRSF	MJ	0.00E+00	0.00E+00	0.00E+00	0.00E+00	0.00E+00	0.00E+00
FW	m ³	4.03E-02	0.00E+00	1.86E-05	4.29E-06	-3.98E-03	-1.69E-02

PERE: Primary energy renewable, energy resources; **PERM:** Primary energy renewable, material; **PERT:** Primary energy renewable, total; **PENRE:** Primary energy non-renewable, energy resources; **PENRM:** Primary energy non-renewable, material; **PENRT:** Primary energy non-renewable, total; **SM:** Secondary materials; **RSF:** Renewable secondary fuels; **NRSF:** Non-renewable secondary fuels; **FW:** Flowing water; **NR:** Not relevant

5.3 Waste categories

Parameter	Units	A1-A3	C1	C2	C3	C4	D
HWD	kg	3.96E-01	0.00E+00	1.96E-04	2.63E-06	5.47E-03	-2.13E-01
NHWD	kg	3.10E+01	0.00E+00	4.13E-03	6.70E-05	5.13E+00	-1.20E+01
RWD	kg	1.65E-04	0.00E+00	4.33E-08	1.46E-08	7.33E-08	-1.81E-05

HWD: Hazardous waste disposed; **NHWD:** Non-hazardous waste disposed; **RWD:** Radioactive waste disposed; **NR:** Not relevant

5.4 Outflows

Parameter	Units	A1-A3	C1	C2	C3	C4	D
CRU	kg	0.00E+00	0.00E+00	0.00E+00	0.00E+00	0.00E+00	0.00E+00
MFR	kg	1.67E-01	0.00E+00	0.00E+00	1.03E-01	0.00E+00	0.00E+00
MER	kg	0.00E+00	0.00E+00	0.00E+00	0.00E+00	0.00E+00	0.00E+00
EE	MJ	0.00E+00	0.00E+00	0.00E+00	0.00E+00	0.00E+00	0.00E+00

CRU: Components for reuse; **MFR:** Materials for recycling; **MER:** Materials for energy recovery; **EE:** Exported energy; **NR:** Not relevant

5.5 Information about biogenic carbon content

Biogenic carbon content	Units	Result per declared functional unit
Biogenic carbon content - product – Kg C	Kg C	0.00E+00
Biogenic carbon content - packaging – Kg C	Kg C	5.20E-02

6. Additional environmental information.

1-Impact of electricity consumption by specific supplier: 4.42E-01 kg CO₂e/kWh.

2-Natural gas impact: 7.30E-03 kg CO₂e/MJ.

References

- [1] General Instructions for the GlobalEPD Programme, 3rd revision 09-10 2023
- [2] EN ISO 14025:2010 Environmental labels and declarations - Type III environmental declarations - Principles and procedures (ISO 14025:2006).
- [3] EN 15804:2012+A2:2019/AC:2021 Sustainability of construction works - Environmental product declarations - Core rules for the product category of construction products.
- [4] EN ISO 14040. Environmental management - Life cycle assessment - Principles and framework. 2006.
- [5] EN ISO 14044. Environmental management - Life cycle assessment - Requirements and guidelines. 2006
- [6] [Life cycle analysis report for the WTP of cross-linked polyethylene systems of Industrial Blansol. Developed by IK Ingeniería. 2025
- [7] Annex C of the European Commission's Environmental Footprint (EF method)]

Index

1. General Information	3
2. The product.....	5
3. Information about LCA.....	9
4. System Limits, scenarios and additional technical information.....	12
5. LCA and LCI Environmental parameter statements	14
6. Additional environmental information.....	16
References.....	17

AENOR



Una declaración ambiental verificada

GlobalEPD